



» 595B

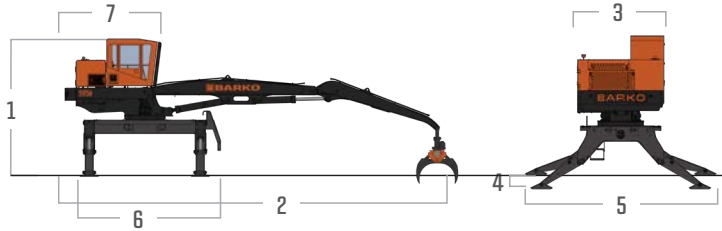
TRAILER/TRUCK MOUNT & CRAWLER

TIER 4 FINAL - SPECIFICATIONS



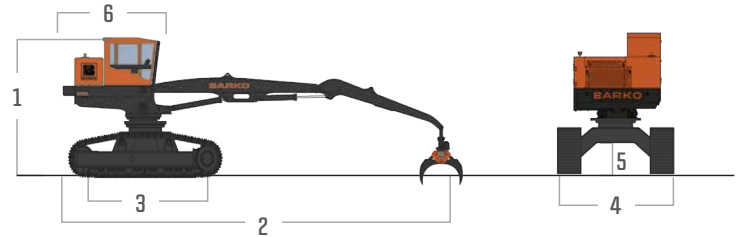
The 595B is the largest and most powerful Barko® Knuckleboom Loader, providing increased work productivity, superior fuel efficiency and a very low total cost of operation. Exceptional power and swing torque help the 595B work harder to deliver more loads, while the control system enhances operating efficiency and serviceability.

SPECIFICATIONS



595B TRAILER/TRUCK MOUNT

DIMENSIONS		
1	Overall Height	13' 8" (417 cm)
2	Overall Length	40' 9" (1,242 cm) with boom extended
3	Overall Width	8' 5" (257 cm)
4	Ground Penetration	13" (330 mm)
5	Stabilizer Width	16' 5" (501 cm)
6	Stabilizer Spread	14' 1" (429 cm)
7	Tail Swing	8' 10" (269 cm) with 3,000 lbs counterweight, 9' 3" (282 cm) with 7,000 lbs counterweight
	Approx. Operating Weight	32,000 lbs (14,515 kg) without attachment
SUBFRAME		
Structure	Center mount, unitized subframe and stabilizer assembly, plated pins	
Cylinders	7" x 22" (178 x 559 mm) cylinders incl. 4" (102 mm) rods & built-in dual load locks	
Pad Size	25.5" x 23.5" (65 x 60 cm)	



595B CRAWLER

DIMENSIONS		
1	Overall Height	12' 9" (389 cm)
2	Overall Length	41' 3" (1,257 cm) with boom extended
3	Track Length	13' 2" (401 cm)
4	Overall Width	11' 4" (345 cm) with standard 710 mm pads
5	Ground Clearance	2' 2" (66 cm)
6	Tail Swing	9' 10" (300 cm) with 10,000 lbs counterweight
	Approx. Operating Weight	62,500 lbs (28,350 kg) without attachment
	Shipping Height	11' 3" (343 cm) with tilt cab option
HEAVY-DUTY CRAWLER		
Maximum Speed	2.3 mph (3.7 km/h) high, 1.3 mph (2.1 km/h) low	
Track	Barko heavy-duty D-7 carbody, sealed track, lifetime lubricated rollers & idlers, hydraulic track adjusters, 28" (710 mm) triple grouser pads with 22 mm track bolts	
Drive Motors	(2) variable displacement piston motors	
Brakes	Automatic multiple disc type, spring applied hydraulic release, on each track	
Gradeability	66%	
Tractive Effort	63,000 lbf (280.2 kN)	
Ground Pressure	5.3 psi (0.36 bar) with 900 mm shoes	
	7.1 psi (0.49 bar) with 710 mm pads	
	6.2 psi (0.43 bar) with 810 mm pads	
	5.6 psi (0.39 bar) with 900 mm pads	

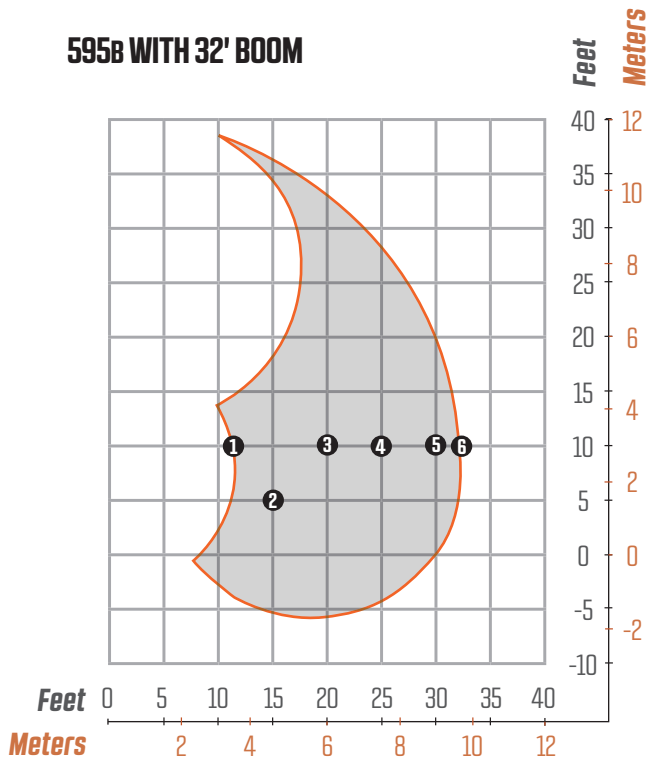
PERFORMANCE (TRAILER/TRUCK MOUNT & CRAWLER)

ENGINE		
Model/Power	173 HP (129 kW) Cummins® QS86.7 Tier 4 with SCR aftertreatment	
DEF Tank	10 gal. (38 L)	
Fuel Tank	120 gal. (454 L)	
HYDRAULICS		
Tank	112 gal. (424 L) with return line filter, shut-off valve on pump suction line	
Pump	119 GPM (450 LPM), tandem variable displacement load sense piston pump	
Operating Pressure	3,600 psi (248 bar) main system	
Features	Heavy-wall tubing and multi-wire braided hose; quick disconnect diagnostic ports	

BOOM		
Structure	All-welded construction with fabricated box type design; aluminum bronze bushings with grease grooves at boom pivot points	
Horizontal Reach	32' (975 cm)	
Vertical Reach	Truck Mount - 38' 4" (1,168 cm) with 42" (107 cm) high truck frame Crawler - 40' 6" (1,246 cm)	
Maximum Lift Capacity	38,820 lbs (17,608 kg)	
Cylinders	Features	Hydraulic cylinders with wear rings on pistons and bolt-on glands; heavy-duty steel tubing; induction hardened rods with heavy chrome plating; spherical bearings at all pivots
	Main Boom	7" x 51" (178 x 1,295 mm) with 4" (102 mm) rod
	Stick Boom	7" x 35" (178 x 889 mm) with 4" (102 mm) rod

BOOM SWEEP

595B WITH 32' BOOM



MAXIMUM LIFT CAPACITY

32' (9.8 m) straight boom, less attachment.

	Radius	Lift		Radius	Lift
1	12' (3.7 m)	38,820 lbs (17,608 kg)	4	25' (7.6 m)	17,950 lbs (8,142 kg)
2	15' (4.6 m)	30,290 lbs (13,739 kg)	5	30' (9.1 m)	12,810 lbs (5,811 kg)
3	20' (6.1 m)	22,550 lbs (10,229 kg)	6	32' (9.8 m)	7,770 lbs (3,524 kg)

SWING SYSTEM

Rotation/Swing Speed	Continuous on 54" (1,372 mm) internal tooth turntable bearing; 9 RPM, power transmitted through dual motors and planetary gearboxes
Swing Torque	55,000 ft-lbf (74,570 Nm); 100% theoretical
Braking	Hydrostatic dynamic braking with 73,000 ft-lbf (98,975 Nm) braking swing torque
Swing Brake	Crawler - Spring applied hydraulic release (SAHR) holding brake

FEATURES & OPTIONS

OPERATOR CAB

38.5" x 55" (978 x 1397 mm) forward sloping pressurized cab with sound suppression insulation
 Heating & air conditioning
 AM/FM radio, CD player, CB radio
 Digital display: water temperature, voltage, engine oil pressure, fuel, hour meter, engine RPM, load sense pressure
 Tinted windows: roof, sliding side
 Pantograph windshield wipers, washer, dome light

Adjustable suspension seat with armrests
 Dual joystick controls
 Dash console with easy access start/stop controls and accessory switches
 Warning lights & monitor system
 Swing control operated by foot pedal
 Swing out entry door
 Front cab guard
 (2) 12-volt DC power points
 (6) 12-volt DC halogen cab lights

STANDARD FEATURES

All Models - Removable service panels
 Centralized turntable greasing system
 Bar slasher/delimiter hydraulics package

Truck Mount - 3,000 lbs (1,361 kg) cast steel counterweight
Crawler - 10,000 lbs (4,536 kg) cast steel counterweight

OPTIONS & ACCESSORIES

All Models - Circle saw hydraulics package
 32' (975 cm) straight or live heel boom
 36' (1097 cm) straight or live heel boom
 Boom lights
 Log & pulp grapples
 Grapple saw
 Detachable heel bar (standard/offset, single/double vee)
 23" or 48" hydraulic tilt cab riser
 23", 36", or 48" fixed cab riser
 Engine block heater
 Hydraulic tank heater
 Hydraulic thermal bypass
 Automatic greasing system
 12-volt hydraulic transfer pump
 10, 15, or 20 kW magnet generator package
 Alternate hand/foot control configurations (consult factory)

Truck Mount - 7,000 lbs (3,175 kg) cast steel counterweight
 Self-propelled carrier hydraulics package
 Park brake kit (carrier)
 SAHR swing holding brake
Crawler - Guarding package
 810 mm triple grouser pads
 900 mm triple grouser pads

*See complete listing of options at www.barko.com.

* Specifications are subject to change.



BARKO HYDRAULICS, LLC

One Banks Ave.
Superior, WI 54880

P: 715.395.6700
info@barko.com | www.barko.com